


Technical Specifications

Frame class	100					250					630					1600					3200																																							
Agreed heating current Ith(A)	63					100					160~3200																																																	
Rated current In(A)	16	20	25	32	40	50	63	80	100	125	160	250	400	630	800	1000	1250	1600	2000	2500	3200																																							
Rated insulation voltage(Ui)	690V										800V																																																	
Rated concussion withstand voltage(Uimp)	8KV																																																											
Rated working voltage(Ue)	AC400V																																																											
Using category	AC-33B										AC-33iB																																																	
Rated short-circuit connection capacity	8KA					17KA					26KA					67KA																																												
Rated short-time withstand current(Icw)	5kA/30ms					10kA/60ms					12.6kA/60ms					32kA/60ms																																												
Transfer time I-II or II-I	2.5s					0.6s					1.2s					1.8s					2.4s																																							
Control voltage	DC24V、48V、110V、AC220V																																																											
Rated frequency	Start	20W					325W					355W					400W					440W					600W																																	
	Normal						62W					74W					90W					98W					120W																																	
Weight(kg) 4Pole	3.4					6.0					7.6					15.8					16.8					36					36					37					38.6					55					61					67				

FRONT SIDE



BACK SIDE



UPPER SIDE



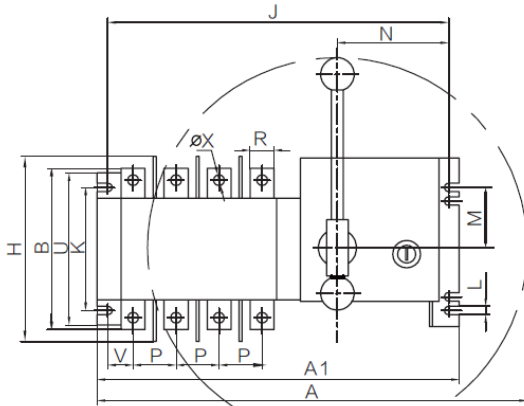
CONTROL TERMINALS



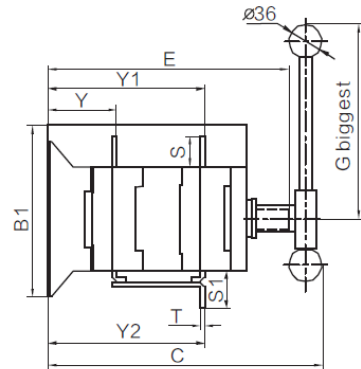
BOTTOM SIDE



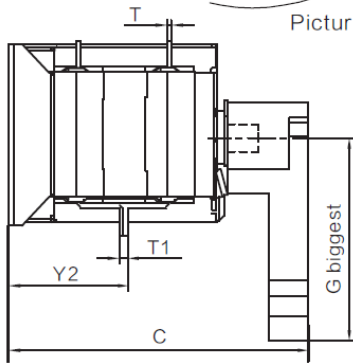
Dimensions:



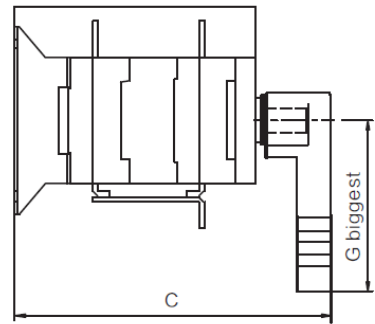
Picture 4



400A~1600A Picture 5



100A Picture 6



160A~250A Picture 7

□ 16A~1600A installation dimensions (2 input 1 output)

Specification	Total dimension								Switch installation											Connection terminal					
	A	A1	B	B1	C	E	G	H	J	K	L	M	N	P	R	S	S1	T	T1	U	V	φX	Y	Y1	Y2
16~100A	270	245	110	103	170	142	115	146	226	84	7	44	81	30	14	18	23	2.5	5	103	12	6	40.5	92	67.5
125~160A	348	305	147	142	224	190	144	185	284	102	7	49	91	36	20	25	37	3.5	/	127.5	19	9	56	127.5	127.5
250A	411	368	170	142	224	190	144	200	352	102	7	49	91	50	25	29	40	3.5	/	141.5	28	11	56	130	130
400A/3P	525	374	234	222	305	268	250	290	354	179	9	96	91	65	32	37	52	5	/	222	38	11	83	193	193
400A/4P	585	435	234	222	305	268	250	290	415	179	9	96	91	65	32	37	52	5	/	222	38	11	83	193	193
630A/3P	525	374	250	222	305	268	250	290	354	179	9	96	91	65	40	45	61	6	/	222	38	12	83.5	193.5	196
630A/4P	585	435	250	222	305	268	250	290	415	179	9	96	91	65	40	45	61	6	/	222	38	12	83.5	193.5	196
800~1000A/3P	785	520	328	250	390	326	360	/	496	220	11	115	84	120	60	64	88	8	/	250	56.5	13	109	254	254
800~1000A/4P	1080	635	328	250	390	326	540	/	610	220	11	115	84	120	60	64	88	8	/	250	60.5	13	109	254	254
1250A/3P	785	520	336	250	390	326	360	/	496	220	11	115	84	120	80	68	100	8	/	250	56.5	13	109	254	254
1250A/4P	1080	635	336	250	390	326	540	/	610	220	11	115	84	120	80	68	100	8	/	250	60.5	13	109	254	254
1600A/3P	785	520	336	250	390	326	360	/	496	220	11	115	84	120	80	68	108	10	/	250	56.5	13	110	255	255
1600A/4P	1080	635	336	250	390	326	540	/	610	220	11	115	84	120	80	68	108	10	/	250	60.5	13	110	255	255