

## Data sheet | Item number: 221-412

COMPACT Splicing Connector; for all conductor types; max. 4 mm<sup>2</sup>; 2-conductor; with levers; transparent housing; Surrounding air temperature: max 85°C (T85); 4,00 mm<sup>2</sup>; transparent

[www.wago.com/221-412](http://www.wago.com/221-412)



### Item description

Your Benefits:

- Ease of use – pull the lever up, insert a conductor and push the lever back down
- Available as 2-, 3- and 5-wire connectors
- Easily terminate conductors from 0.14 to 4 mm<sup>2</sup>
- Connect solid, stranded and fine-stranded conductors
- Time savings for installers and device manufacturers
- Quickly install devices with higher levels of power consumption
- Safely install long cable runs with larger conductor cross sections
- Mounting carrier for installation conforms to standards
- Custom carriers are possible

### Safety information 1:

in grounded power lines

### Data

#### Electrical data

Subject to changes. Please also observe the further product documentation!

WAGO Kontakttechnik GmbH & Co. KG  
Hansastr. 27  
32423 Minden  
Phone: +49571 887-0 | Fax: +49571 887-169  
Email: [info.de@wago.com](mailto:info.de@wago.com) | Web: [www.wago.com](http://www.wago.com)

Do you have any questions about our products?  
We are always happy to take your call at +49 (571) 887-44222.



### Ratings per IEC/EN

Ratings per	EN 60664
Nominal voltage (II/2)	450 V
Rated surge voltage (II/2)	4 kV
Rated current	32 A
Legend (ratings)	(II / 2) Overvoltage category II / Pollution degree 2

### Ratings per UL

Approvals per	UL 486C
Rated voltage UL (Use Group C)	600 V
Rated current UL (Use Group C)	20 A

### Connection data

Connection technology	CAGE CLAMP®
Actuation type	Lever
Connectable conductor materials	Copper
Nominal cross-section	4 mm <sup>2</sup>
Solid conductor	0.2 ... 4 mm <sup>2</sup> / 24 ... 12 AWG
Stranded conductor	0.2 ... 4 mm <sup>2</sup> / 24 ... 12 AWG
Fine-stranded conductor	0.14 ... 4 mm <sup>2</sup> / 24 ... 12 AWG
Strip length	11 mm / 0.43 inch
Total number of connection points	2
Total number of potentials	1
Wiring direction	Side-entry wiring

### Physical data

Width	13.2 mm / 0.52 inch
Height	8.6 mm / 0.327 inch
Depth	18.8 mm / 0.732 inch

### Material data

Color	transparent
Flammability class per UL94	V2
Fire load	0.033 MJ
Color of actuator	orange

Subject to changes. Please also observe the further product documentation!

Weight	1.7 g
--------	-------

### Environmental requirements



Surrounding air temperature (operation)	85 °C
Continuous operating temperature	105 °C
Temperature marking per EN 60998	T85

### Commercial data



Product Group	7 (Push Wire Conn.)
Packaging type	box
Country of origin	DE
GTIN	4050821808435
Customs tariff number	85369010000

### Approvals / Certificates

#### Country specific Approvals

Logo	Approval	Additional Approval Text	Certificate name
	CCA DEKRA Certification B.V.	EN 60998	NTR NL-7642
	CCA DEKRA Certification B.V.	EN 60998	71-101731



#### Ship Approvals

Logo	Approval	Additional Approval Text	Certificate name
	ABS American Bureau of Shipping	-	18-HG1755093-PDA
	DNV GL Det Norske Veritas, Germanischer Lloyd	EN 60998	TAE000015T
	LR Lloyds Register	EN 60998	04/20013 (E8)

Subject to changes. Please also observe the further product documentation!



## UL-Approvals





Logo	Approval	Additional Approval Text	Certificate name
	UL Underwriters Laboratories Inc.	UL 467	E201573
	UL Underwriters Laboratories Inc.	UL 486C	E69654

## Optional accessories

## Jumpers




"	<b>Item no.: 221-941</b> Jumper; for conductor entry; 2-way; insulated; dark gray	<a href="http://www.wago.com/221-941">www.wago.com/221-941</a>
	<b>Item no.: 221-941/000-006</b> Jumper; for conductor entry; 2-way; insulated; blue	<a href="http://www.wago.com/221-941/000-006">www.wago.com/221-941/000-006</a>
"	<b>Item no.: 221-942</b> Jumper; for conductor entry; 2-way; insulated; dark gray	<a href="http://www.wago.com/221-942">www.wago.com/221-942</a>
"	<b>Item no.: 221-942/000-006</b> Jumper; for conductor entry; 2-way; insulated; blue	<a href="http://www.wago.com/221-942/000-006">www.wago.com/221-942/000-006</a>

## Mounting adapter

	<b>Item no.: 221-500</b> Mounting carrier; 221 Series - 4 mm <sup>2</sup> ; for DIN-35 rail mounting/screw mounting; orange	<a href="http://www.wago.com/221-500">www.wago.com/221-500</a>
	<b>Item no.: 221-500/000-006</b> Mounting carrier; 221 Series - 4 mm <sup>2</sup> ; for DIN-35 rail mounting/screw mounting; blue	<a href="http://www.wago.com/221-500/000-006">www.wago.com/221-500/000-006</a>
	<b>Item no.: 221-500/000-053</b> Mounting carrier; 221 Series - 4 mm <sup>2</sup> ; for DIN-35 rail mounting/screw mounting; dark gray-yellow	<a href="http://www.wago.com/221-500/000-053">www.wago.com/221-500/000-053</a>
	<b>Item no.: 221-502</b> Mounting carrier; for 2-conductor terminal blocks; 221 Series - 4 mm <sup>2</sup> ; for screw mounting; white	<a href="http://www.wago.com/221-502">www.wago.com/221-502</a>

Subject to changes. Please also observe the further product documentation!



	<b>Item no.: 221-502/000-004</b> Mounting carrier; for 2-conductor terminal blocks; 221 Series - 4 mm <sup>2</sup> ; for screw mounting; black	<a href="http://www.wago.com/221-502/000-004">www.wago.com/221-502/000-004</a>
	<b>Item no.: 221-512</b> Mounting carrier; for 2-conductor terminal blocks; 221 Series - 4 mm <sup>2</sup> ; with snap-in mounting foot for horizontal mounting; white	<a href="http://www.wago.com/221-512">www.wago.com/221-512</a>
	<b>Item no.: 221-512/000-004</b> Mounting carrier; for 2-conductor terminal blocks; 221 Series - 4 mm <sup>2</sup> ; with snap-in mounting foot for horizontal mounting; black	<a href="http://www.wago.com/221-512/000-004">www.wago.com/221-512/000-004</a>
	<b>Item no.: 221-522</b> Mounting carrier; for 2-conductor terminal blocks; 221 Series - 4 mm <sup>2</sup> ; with snap-in mounting foot for vertical mounting; white	<a href="http://www.wago.com/221-522">www.wago.com/221-522</a>
	<b>Item no.: 221-522/000-004</b> Mounting carrier; for 2-conductor terminal blocks; 221 Series - 4 mm <sup>2</sup> ; with snap-in mounting foot for vertical mounting; black	<a href="http://www.wago.com/221-522/000-004">www.wago.com/221-522/000-004</a>

## Downloads

### Documentation

#### Bid Text

221-412 docx - Datei	Jan 23, 2019	docx 15.6 kB	Download
221-412 X81 - Datei	Feb 19, 2019	xml 3.5 kB	Download

#### Additional Information

Technical explanations	Apr 3, 2019	pdf 2.2 MB	Download
------------------------	-------------	---------------	----------

## CAD/CAE-Data

### CAD data

2D/3D Models 221-412	URL	Download
----------------------	-----	----------

### CAE data

EPLAN Data Portal 221-412	URL	Download
ZUKEN Portal 221-412	URL	Download

Subject to changes. Please also observe the further product documentation!

WAGO Kontakttechnik GmbH & Co. KG  
 Hansastr. 27  
 32423 Minden  
 Phone: +49571 887-0 | Fax: +49571 887-169  
 Email: [info.de@wago.com](mailto:info.de@wago.com) | Web: [www.wago.com](http://www.wago.com)

Do you have any questions about our products?  
 We are always happy to take your call at +49 (571) 887-44222.

## Environmental Product Compliance

### Compliance Search

Environmental Product Compliance 221-412

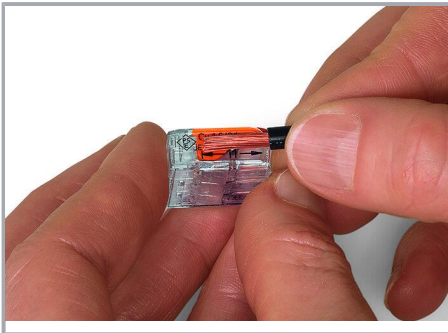
URL

Download


COMPACT Splicing Connector; for all conductor types; max. 4 mm<sup>2</sup>; 2-conductor; with levers; transparent housing; Surrounding air temperature: max 85°C (T85); 4,00 mm<sup>2</sup>; transparent

## Installation Notes


### Conductor termination



Strip conductor to 11 mm (0.43 inch).




Termination: Lift the lever to open the clamping unit and insert a stripped conductor.




Then, lower the lever to close the clamp.

### Application



Wiring fine-stranded conductors in junction boxes.



Custom low-voltage lighting system




Lighting distribution in a ceiling canopy

Subject to changes. Please also observe the further product documentation!



Pendant light connection in a suspended ceiling



COMPACT Splicing Connectors for All Conductor Types (4 mm<sup>2</sup>), 221 Series

Subject to changes. Please also observe the further product documentation!



**Compact, lever-operated splicing connectors:**

Tool-free connection of up to five stripped, fine-stranded conductors from 0.14 ... 4 mm<sup>2</sup>, as well as solid or stranded conductors from 0.2 ... 4 mm<sup>2</sup> (24 ... 12 AWG).

**How they work:**

Pull up an orange lever to open the clamping unit. Then insert the conductor and push the lever back down, flush with the connector housing.

**Safety:**

The lever's specially designed rest position reliably prevents accidental unclamping of a connected conductor.

Application safety, for any type of conductor (solid, stranded, fine-stranded), is confirmed by approvals like ENEC or UL.

Subject to changes. Please also observe the further product documentation!